


# **FISHERMEN CLUB**



**WEEK-DAY BIBLE CLUB FOR CHILDREN**

***DIRECTORS HANDBOOK***

# FISHERMEN CLUB

## an evangelism outreach

The nature of the Christian experience compels everyone who has had an encounter with Christ to share his beliefs, his convictions and his love, with people who do not know Christ. Paul said, "The love of Christ constraineth us". If the leaders of the church do all of the evangelizing for the church, Christians are deprived of their greatest privilege.

This manual is prepared as a guide for those who have caught the vision of one of the greatest mission fields in the world; the hearts of boys and girls. This field is white, ALREADY to harvest. Children have the faith that saves; their minds are open to spiritual truths. They are waiting with open hearts and minds to hear the Good News.

Who will determine the destiny of the children in your community? Where will they spend eternity? This depends not upon how well he knows the Bible, or how much he knows of God. It depends upon whether or not he takes the Lord Jesus Christ, God's Son, as his own personal Savior. You may well determine this.

*The only crown I ask, dear Lord, to wear  
Is this: that I may teach a little child.  
I do not ask that I may ever stand  
Among the wise, the worthy, or the great;  
I only ask that softly, hand in hand  
A child and I may enter at the gate.*

*Author Unknown*

This manual is prepared by the International Department of Youth and Christian Education. Resources for this include materials gathered from several Foursquare Churches, which have established weekday children's clubs.

Foursquare Publications  
1100 Glendale Boulevard  
Los Angeles, California

## THE PURPOSE

Fishermen Club is an evangelistic outreach program for the church. It is a gathering of school-age children at a given time and place, when they can hear the Gospel and see it operating in the lives of leaders.

The "Fishermen Club" name implies purpose:

1. To "fish" for boys and girls who can be introduced to Jesus Christ, with full confidence that the Holy Spirit will use the teaching of the Word to bring these boys and girls to a personal decision in accepting Jesus as their own personal Savior and Friend.
2. To "feed" born-again Christian children with the Word, which will bring spiritual growth, that results in Christian youth and adults who will then serve as leaders in our church, our community and our country.
3. To make "fishers of men" of all boys and girls who attend the Fishermen Club, by means of encouraging them to invite other friends to attend the club.

## THE CHILDREN

The "Fishermen Club" should reach out and contact all neighborhood children.

- those who attend the public school near the club meeting place
- those who live in and around the meeting place
- those who attend the church

## THE LOCATION

The Fishermen Club could meet in several places.

### In the church

Choose an adequate and appropriate room for the meeting, keeping in mind the activities and program. Space should be provided for craft, refreshments, music with action, story time, etc.

A room in the Christian education area is better than the church sanctuary for these meetings.

### In the home

Select several homes that are Christian, clean and respected in the neighborhood, and where space for various activities is adequate. When the meeting takes place in the neighborhood where the children live, more can be reached.

### In the park

City parks and recreation centers often have meeting halls. The local Parks Department can advise you as to the availability of these facilities. Meetings in parks have the advantage of the playground facilities as well.

### In the local school

The school principal can be consulted regarding a room for the club meeting. Be prepared to discuss the program purposes, time of the meeting, who it will involve and the facilities needed. Remember, Christian courtesy is an example for Christ. Never attempt to override the school leadership.

### In the backyard of a home or church

As weather permits club meetings may be held in an open yard. Again, facilities should add to the program, not detract from it.

## THE SCHEDULE

The church may have one or several clubs operating during the week and in several locations.

### Weekly, during the school year

The Fishermen Club should meet once a week, immediately following the dismissal from school. Children should be encouraged to come at once to the meeting place. Their parents should know that the meeting will last only one hour, and that children will be sent home immediately following this time. Keep faith with these parents; end the meeting on time.

### Weekly, during the entire year

The continuance of the club, even during weeks when the public school is dismissed, provides added opportunity for evangelism. If this schedule is used, allow for greater variety in these off-school weeks. Such activities which may be conducted outside provide variety.

### During the summer

The summer months provide greater opportunity for child evangelism. The Fishermen Club can meet for 5 consecutive days, following the same general pattern as suggested for the weekly meetings. This program should not replace the annual vacation Bible school, but rather add an avenue of evangelism for the church.

If the summer Fishermen Club is conducted prior to the annual vacation Bible school, the new contacts might well be encouraged to attend VBS, thus providing even additional teaching of the Word.

## THE PERSONNEL

As this is a church-related ministry, the local church should provide the workers for this program. However, the personnel for the Fishermen Club is of such a nature, that those who are not already involved in the church's established program may find an avenue of service here.

A club may function with only 2 leaders - the hostess and the teacher - depending upon the number of children, or clubs, and the location. However, as the clubs grow in size and number, additional personnel may be needed. Who are these persons and what are their responsibilities?

### The Pastor

As head of the church's full program, the pastor works with the Fishermen Club to:

1. Inspire workers.
2. Direct the church in prayer for the clubs.
3. Inform and continually makes the congregation aware of the clubs.
4. Stand as an advisor to the leader and workers.

### The Director

The director is the overseer of the one or more groups. He serves as a resource person to those workers involved in this program, and may even teach in the club. His responsibilities are:

1. Organize the clubs.
2. Train teachers and workers.
3. Supply teachers with materials.

The director's responsibilities may be included in those of the teacher when the club program is small and just beginning. He should work closely with the pastor in each case.

### The Teacher

The teacher has charge of the club meeting and program. Her specific responsibilities are:

1. Teach the Bible lesson.
2. Direct the Scripture memorization.
3. Prepare craft supplies.

### The Assistants

The assistants' responsibilities are:

1. Assist the teacher with craft.
2. Keep the attendance and membership records.
3. Assist the hostess in serving refreshments.
4. Aid as asked by the teacher. Teenagers or older retired persons may serve as assistants.

### Other Helpers

There may be persons in the church who are unable to attend the club meetings but who are interested in helping. Such persons might be shut-ins, elderly persons, teens, interested parents. They might be available to prepare craft supplies, and visuals, serve as prayer warriors, phone parents of children, address invitations or promotional pieces, etc.

Working through the youth group or Sunday school classes for older adults, the preparations might take the form of fellowship times as well as service projects. If the teacher and director work and plan ahead, such things as craft and supplies, story visuals, etc. may be prepared well in advance by helpers or interested groups.

### The Hostess

The hostess is the one who opens her home to the club meeting. Her responsibilities are:

1. Greet the children as they arrive and take their raps.
2. Prepare and serve refreshments.
3. Assist the teacher as necessary.

The hostess can set the atmosphere for the club by her very attitude. She should be an evangelist who has the same burden for children as the teacher or other workers. Her home is no less a church than the "church building", for boys and girls will hear of and accept Christ here. Her work with the teacher in an attitude of love and helpfulness and her assistance in eliminating disturbances (the cat is absent; the television is disconnected; the unexpected caller is promptly and quietly cared for), and in helping with discipline (by attending the club meeting instead of rattling about the house) make these profitable times.

The hostess must love children more than furniture. Children bring wear to furniture, but the cost does not seem "too high" when the hostess loves the souls of children.

Keeping in mind the main objective of the club--to win boys and girls to Christ--each worker should be trained and vitually interested in this. The responsibility for leading the children to Christ rests most heavily with the teacher. However, each worker should look for opportunity and be equipped to do this. Some may need to provide activity for the other children as some are making decisions, too. Make this a team effort, with each one feeling a keen personal responsibility in this area.

## THE ORGANIZATION

### Membership

It is suggested that membership be established for the Fishermen Club. This will help the workers to organize and record prospects as well as give the children pleasure in membership.

The following is suggested:

1. Must be between ages 5 - 12 years.
2. Must attend the club 3 consecutive times.
3. Must pay club dues of 10¢ per month (see below).
4. Must obey club rules (see below).
5. Must try to be on time and avoid absentism.

### Finances

While it should be nominal, some expenses for materials, etc. can be expected. Three suggestions are offered:

1. Sponsors - interested Christians who wish to contribute financially to the club. (Specify a certain amount needed for a year's teaching per child.)
2. Church underwritten - when church budget includes item for this expense.
3. Dues - when the children are given opportunity to contribute. It is suggested these dues be charged and that they be \$.10 per month, per child.

### Emblem

The emblem for the Fishermen Club is a fish. Of course, this emblem symbolizes the name and purpose of the club--boys and girls who are "fishers" of other boys and girls who need to become part of God's family.

It is suggested that this emblem be cut from felt and sewn onto an armband of the same material. Instructions for this are found on page 20.

This armband emblem constitutes the uniform for the Fishermen Club, and should be worn only by members. On the day the Fishermen Club meets, the child may wear his armband to school. This form of "advertising" is most effective.

### 3rd week - Film Day

Libraries often have inexpensive or free films for loan. Such films about science, children's story classics, nature, humorous children's stories, etc. provide added variety. Always preview the films before showing to insure that they are suitable. Too, often a "truth" may be taught after showing this film.

### 4th week - Good News Day

This is the evangelism outreach time. Plan the story for a definite time of decision. The worker should again be reminded that there are often "unplanned" times when the Holy Spirit has prepared hearts for decisions of salvation. For this reason, he should rely upon the Spirit for continual guidance. However, at least once each month the program should be planned to provide a time for definite decisions for Christ.

### 5th week - Surprise Day

The 5th week will not occur often - about once each quarter. Make it an "extra special day." Such things as games, surprise guests, field trips, a party, puppet shows, etc. are appropriate here. Again, do not let an opportunity pass without giving out the good news of God's Word.

As has already been stated, each week the story time should be included. There should always be some Bible truth presented in each club meeting.

### Order of Meeting

While program schedule will vary from week to week, each week there should be some order of meeting. The following items should be included:

1. Call to order by president
2. Salute to the flag
3. Prayer
4. Club song, "I Will Make You Fishers of Men"
5. Welcome visitors
6. Scripture memory time
7. Singing and learning of new songs
8. Storytime
9. Prayer time
10. Craft, game or activity time
11. Dismissal by vice-president.

If a contest is being held, contest progress time is necessary each week.

### Curriculum

The success of the Fishermen Club is that it maintain its true purpose--to reach boys and girls for Christ. To do this, the lesson materials must center around evangelism. Each lesson must keep as its central purpose the introduction of children to Christ.



Christian boys and girls will profit from evangelism-centered lessons as well. This keeps before them the necessity for reaching their friends, and provides opportunity for their friends to accept Christ. This does not mean necessarily that a call for decisions of salvation is made every week. Allow the Holy Spirit to guide in this.

Bible story curriculum sources are several:

1. Sunday school materials and Wake-Home papers.
2. Vacation Bible school books
3. Child Evangelism stories and materials
4. Bible filmstrips or split 35 films
5. Children's Church materials

When the children who attend are all unchurched, the regular Sunday school lessons may be used. Repeat for regular Sunday school children should be avoided.

Other teaching tools are also available and should be included in the curriculum. These might include:

1. Visualized songs
2. Memory verse kits or cards
3. Life related stories, with a moral.
4. Objects and visuals that will aid you in story-telling
5. Religious puzzles and coloring books for the early comers.

If the church has several clubs operating at once, it may wish to cycle its curriculum materials so the same items can be used by each club at a different time. This allows for best use of materials, but points out again the importance of the director and teachers filling in the Planner Sheet each week. Unless adequate records are kept, duplication of story materials may occur, thus bringing disinterest from the children.

Page 10 lists sources for materials. Catalogs listing materials which are available often may be secured from these companies.

SOURCE INFORMATION

WHERE TO WRITE

MESSAGE OF LIFE, INC.  
Star Route, Box 14  
Ahwahnee, California 93601

BIBLE CLUB MOVEMENT  
237 Fairfield Avenue  
Upper Darby, Pa. 19082

Canada - 228 E. 44th St.  
Hamilton, Ontario, Canada

CHILD EVANGELISM, INC.  
P. O. Box 1156  
Grand Rapids, Michigan 49501

FOURSQUARE PUBLICATIONS  
1100 Glendale Blvd,  
Los Angeles, California 90026

AMERICAN BIBLE SOCIETY  
P. O. Box 100  
Ansonia Station  
New York, New York 10023

BIBLE VISUALS, INC.  
Box 93  
Landisville, Pa. 17538

VISUAL TEACHING AIDS  
1531 South York St.  
Denver, Colorado 80210

RAPIDS CHRISTIAN PRESS  
P. O. Box 467  
Wisconsin Rapids, Wisconsin 54494

PACK-O-FUN  
14 Main St.  
Park Ridge, Illinois

R. W. FAIR FOUNDATION  
P. O. Box 689  
Tyler, Texas 75701

GOOD NEWS PUBLISHERS  
Westchester, Illinois 60153

ITEMS AVAILABLE

Visuals of all kinds. Handwork  
for activity time.

Visualized songs and memory work,  
awards, etc. Children's monthly  
magazines.

Monthly magazine with many stories,  
helps and ideas.

Pattern Encyclopedia for activity  
time. Visual Encyclopedia to make  
your own visuals. Visualized songs.

Inexpensive New Testaments and  
Bibles; filmstrips, posters, maps,  
etc.

Child Evangelism visuals.

Felt Wordless Book with lessons  
and figures. Felt open Bible.

General Supply Catalog.

Monthly magazine - craft ideas,  
games, resource material.

Miniature Bibles with large block  
print, ideal for children.

Children's Tracts.

## THE BEGINNING

*What is needed to begin a Fishermen Club?*

1. A desire to reach boys and girls with the Gospel. (From the Lord Himself)
2. Adequate personnel to handle the boys and girls. (God gives laborers)
3. A meeting place. (List the possibilities)
4. A guide book. (In your hand)
5. Materials and tools. (Instructions follow)

*What materials or equipment should be prepared?*

### Publicity Items

1. Invitations. Mimeograph invitations to be distributed to children. Use the church children to distribute these to their friends at school, in the neighborhood where the club is to be held, etc.
2. Letters for parents. Prepare a simple letter to be given to parents of prospective children. Explain what the club is, its hours, and how it can profit their child.
3. Advertisement. Within and outside of the church. (bulletin, announcements, posters, newspaper articles, etc.)

### Program Tools

1. Fishermen Club Emblem sample. Make one to show to children.
2. Attendance chart - to record attendance each week.
3. Attendance book or card file.
4. Bible stories - prepare stories at least one month ahead.
5. Visuals - to be used with each lesson.
6. Crafts - prepare for 4 weeks. Make up a sample of each item and prepare all pieces to be used by children.
7. Songs - select songs and prepare or secure visuals for teaching and singing.
8. Records - to be used for quiet time.
9. Awards - to be used for achievement.
10. Bibles - to be used by those children who do not have their own.

11. Record card - to record progress, achievement and follow-up. (May be same as Attendance record.)
12. Refreshments - volunteers may provide these if club meets in church.
13. Decision cards - to record new converts and decisions.

Equipment (as needed)

1. Projector - for filmstrips or slides
2. Flannelboard
3. Chalkboard - chalk, eraser
4. Leader's Notebook @ see page 14
5. Box or container for supplies

*How can the personnel plan together?*

As the Fishermen Club first begins it is important that all personnel plan together and assign certain tasks to each worker. Such planning should include:

1. A definite time each week (or month) when workers will meet to plan.
2. A format to follow each week. (Prepare a copy for each worker.)
3. A time to pray together.
4. Assignments of items for preparation, curriculum, craft, etc.
5. Assignments as to follow-up of children, converts, prospective members.
6. A specific plan of curriculum for the entire quarter.

Detailed planning should be done at least a month in advance. Once the workers have planned ahead, they will know what will take place over a period of four weeks which makes for better teaching..

*What general things should be remembered each week?*

1. Depend upon the Holy Spirit to work in the heart and life of each child.
2. Enroll each new person.
3. Have variety in the program.
4. Show an attitude of enthusiasm, understanding and love.
5. Pray for each child that has been contacted.

6. Always begin preparing for the next week immediately following the club meeting this week.
7. Promote the next week's meeting by providing invitations for the children to give to their friends.
8. Dismiss on time.
9. Fill out the record sheet in your Director's Notebook.

*What steps can insure a successful first club meeting?*

1. Proper pre-planning--at least a month in advance.
2. Advertise properly throughout the area.
3. Remind workers as to time and duties.
4. Check your list of needed items.
5. Arrive early at the club location.
6. Show enthusiasm.
7. Anticipate needs, such as ventilation, chairs, equipment, etc., and prepare to meet these.
8. Promote the next meeting.
9. Remember these basic things the children need to know and do.
  - a. An over-all picture of the club program.
  - b. An understanding of the meaning of the club name, the membership requirements, etc. Remember, this is their first introduction to the "Fishermen Club".
  - c. Enroll themselves and their friends.
  - d. Elect officers, making sure they know the responsibilities of each office.

*How can the children be involved in the club meetings?*

Involvement is vital to the interest of the child. This might be accomplished in several ways.

1. By being elected or chosen as an officer.
2. By leading in the songs, in prayer, in the flag salutes and in memory work.
3. By welcoming new members and visitors.

4. By being a helper to the teacher.
5. By participating in the craft and activity programs.
6. By becoming a "Fisher of Men", in bringing others.

#### THE LEADER'S NOTEBOOK

Each club director or teacher should keep a notebook. The purpose of this is to provide an adequate record of the activities, curriculum, finances and results. Do not trust your memory; insure that such information is permanently available for the next leader or for yourself as leader one year from now.

Included in the leader's Notebook should be the following:

1. Planner Sheet (see page 20 for sample)
2. Sample patterns.
3. Fixture club ideas.
4. Samples of promotional items, bulletins, etc.
5. Fishermen Club Handbook
6. Quarterly and monthly curriculum plans.

## DECISION DAY

This is the day or time when a child decides to take Jesus Christ as his own personal Saviour and Friend. It could happen anytime. Do not limit this to a specific time or day. Allow the Holy Spirit to guide you. Deal with each child individually.

The following pattern for dealing with children should be discussed with all workers. Train the Fishermen Club personnel to lead children to Christ.

### Suggested Scriptures

The following verses are especially meaningful for children. Use them progressively in this order. Note the suggested dialogue with each one. Make this personal when dealing with each child.

1. John 3:16 (We can go to God's home called heaven. He loved us so much that he made a way for us to have eternal life in heaven.)
2. Romans 3:23 (But we cannot go to heaven because we have disobeyed God's law. We call disobeying "sin". The only way we can get to heaven is to tell God we are sorry and ask him to forgive us. When we do, we can become his children.)
3. I John 1:9 (If we confess our wrongdoing, He, Jesus will forgive us. We show that we believe Jesus died for us and that we love Him because we want to take Him as our Saviour and Friend.)
4. John 1:12 (The Bible tells us that if we take Jesus as our Savior, we will become his children.) Use this as an assurance that he belongs to God.

Now that we belong to God's family, we are Christians and will want to do the things, say the things that please Him.

SUGGESTED PRAYER DEAR HEAVENLY FATHER, I believe that Jesus died for me, to save me from my sin. I now take him as my own Savior, I trust Him to forgive my sins and to save my soul. For Jesus' sake, Amen.

### Do's and Don'ts for dealing with children

#### DO

1. Ask why he came forward
2. Ask him to kneel and pray with you.
3. Allow him to read the Scripture with you.
4. Deal with him alone, if possible.
5. Win him to Christ, not yourself, or the church.
6. Explain the way to heaven is through Jesus.
7. Assure him of his decision to take Jesus.
8. Check to see if he has his own Bible.

#### DON'T

1. Minimize child evangelism.
2. Force a decision or frighten him into heaven.
3. Give away gifts for decision.
4. Forget to pray beforehand.
5. Forget to have your Bible clearly marked.
6. Allow other children to stand around and stare or talk.
7. Continue with the child if you are sure he is not sincere.
8. Use symbolic language which he cannot understand.

## Follow-up

A follow-up program is important after the child has made a decision, for example.

1. Explain to his parents by letter or phone about his decision, or call in the home.
2. Issue him a "Christian Birth Certificate" or similar card which gives his name, age and date of his decision.
3. Encourage him to read his Bible. If he does not have his own Bible, make provisions for him to have one, or a portion of Scripture of his own.
4. Pray for him. Add his name to your prayer list.
5. Encourage him to attend Sunday school and church.

See page 23 for a suggested letter to the parents of the new convert.



## IDEA SECTION

### Membership

#### Photo Poster

Ask the children to bring one of their school pictures. Make a poster of the members pictures for display where others can see.

### Attendance

#### Individual attendance chart

Ask children to draw a water scene or a fish bowl. Give each child a fish seal each time he attends. (Order from bookstore; Attendance Seals \$.45 for 102 seals.)

#### Attendance booster - "Bring-a-Pal Day".

Have something suitable as a souvenir to the newcomer. Prepare badges that read "I am the pal of \_\_\_\_\_."

### Participation

#### Glass fish bowl with paper fish

Prepare a fish for each child. Write his name on it and place a clip on the mouth of fish. Place these fish in a glass fish bowl. Secure a toy fishing reel and tie magnet on end of string. Go "fishing" whenever you need someone to participate in some way. The fish that is "caught" from the fish bowl will determine who is to participate.

#### Tackle Box

Secure a fish tackle box. Give each child a paper fish and ask him to write his own name on it. Put these fish into the tackle box. At a given time, have a child take a fish out of the box. The child whose name appears on the fish will be the one to participate in whatever way you have chosen.

### Quiz Methods for Bible Lessons

1. What's in the bag? Place question in paper sack. With felt pen, Draw a question mark on each bag.
2. Balloons with question inside.
3. Bells (ring bell when you know answer)
4. Password - Make up a game as the television series of the same name.
5. Tit-tat-toe
6. Mystery phone call. Make a call during the week to a boy or girl.
7. True and False - Use chalkboard.
8. End of quarter quiz, talent store (see following)

### Memory Work

1. Wipe away memory verse (chalkboard)
2. Verse unscramble game (word cards)
3. Verse puzzle (example: pattern of altar)
4. Use a time device - give certain number of seconds for answer to be given.
5. Verse fill-in (chalkboard and word cards)
6. Verse card packs (3 x 5 cards)
7. Pop-up session (child stands to give missing word)
8. Flip-chart review of memory work for the quarter
9. Use pictures with no words
10. Use memory verse in songs (John 3:16)

### Talent Store

Give each child a wooden nickel (talent) for his memory verse, complete Bible lesson, bringing a visitor, etc. At the end of the month or quarter, they will exchange their nickels or talents for gifts that are suited to their age. (Buffalo nickle talents may be secured from Foursquare Publications.)

### Points to Remember

1. Keep an accurate record of talents given out and to whom
2. Don't fail to keep your promise (date, items, etc.)
3. Involve every child
4. Project a definite date and place for "talent store"

### Quiet Time

1. Ask all to bow their heads and take part in silent prayer.
2. Ask all to think about one thing they are very thankful for, etc.
3. Play a phonograph record ("Little Marcy" records, etc.) Ask the children to listen and then ask, "What does the song tell us about?"
4. Read a poem as they sit quietly.

### Music

1. Use a children's "Sing-a-long" record. Let them join in.
2. Visualized songs. Let children turn the pages.

### Craft

1. Refer to Pattern, Visual Aid and Handcraft Encyclopedias (Order from Foursquare Publications.)
2. Leftover VBS crafts
3. Sunday School materials

### Activity Time

1. Make a craft
2. Mural drawing
3. Clay modeling
4. Outdoor and indoor games
5. Church recreation equipment.
6. Role-play

### Contest

Fishermen of the Month. Each week reward points similar to the following:

- 10 points - on time
- 25 points - 1st time visitors brought
- 50 points - 2nd stime visitor comes
- 75 points - 3rd time visitor comes
- 50 points for Sunday school attendance
- 25 points for Scripture memory
- 25 points for bringing Bible to club meeting
- 25 bonus points for cooperation.

Reward the one who accumulates enough points to be the "Fishermen of the Month".

### Rally

To introduce the parents to the church and the club, have a Fishermen Club Rally. It might be part of a Sunday evening service or a seperate evening during the week.

The program for this evening should include the children -- memory verse recitation, songs, story time, etc. A short closing message and welcome from the pastor is in order.

Refreshments and a fellowship time following the program provides a time for getting acquainted.

PATTERNS

Children's Decision Card

Date: \_\_\_\_\_ Age: \_\_\_\_\_

Child's Name: \_\_\_\_\_

Attends what church regularly? \_\_\_\_\_

(please help us by answering these questions)

YES NO

1. Did you pray with him personally?
2. Do you feel he made a definite decision?
3. Was this his first time to take Christ as Savior?
4. Did he come for other reasons?

Explain: \_\_\_\_\_


Workers Name: \_\_\_\_\_

-Use other side for further comments

Mimeograph this information on either a 4 x 6 card or on 5 1/2 x 8 1/2 punched paper. Keep either a file box or notebook record of these.

If no church is designated the church should follow-up this child with a home call and an invitation for the family to attend.

Armband Membership Emblem



Cut fish from yellow felt and sew onto red felt piece, long enough to cover top of child's arm. Sew heavy duty elastic on felt piece ends to fit underarm and hold armband in place.

Fish Pattern

Use same fish pattern as above, with name of child on it, for "fishbowl" and other participation. If fishbowl is small, reduce the fish to an appropriate size.

CLUB DIRECTOR'S PLANNER SHEET

Fill out a sheet similar to this, each week immediately following each club meeting. Place it in your Director's Notebook as a permanent record of what took place in each of the "Fishermen Club" meetings.

Date \_\_\_\_\_ Location \_\_\_\_\_

ATTENDANCE: Director \_\_\_\_\_ Members \_\_\_\_\_  
Helpers \_\_\_\_\_ Visitors \_\_\_\_\_

FINANCES:

Membership Dues:  
Other (specify)

Total \$ \_\_\_\_\_

CRAFT FOR THE DAY: \_\_\_\_\_

TITLE OF STORY: \_\_\_\_\_

AIM OF THE STORY: \_\_\_\_\_

SCRIPTURE MEMORY WORK: \_\_\_\_\_

SONGS: \_\_\_\_\_

MATERIALS: \_\_\_\_\_

ACTIVITY TIME: Project \_\_\_\_\_

CONTEST WINNERS & SCORES: \_\_\_\_\_

NOTATIONS: (Include changes to be made, problems which arose, observations, etc.)

\_\_\_\_\_  
\_\_\_\_\_

PROMOTION PRESENTED: (Includes future meetings, socials, S.S., etc.)

\_\_\_\_\_  
\_\_\_\_\_


SPIRITUAL REPORT

NAME OF CHILD

SPIRITUAL RESULT

\_\_\_\_\_  
\_\_\_\_\_  
\_\_\_\_\_

(Mimeograph additional copies for your supply.)



COME TO

# Fishermen Club

WHAT:

WHERE:

DAY:

TIME:

TELEPHONE:

Sample letter to parent of new convert

Dear Mr. and Mrs. \_\_\_\_\_:

Your child made the greatest decision that is possible for a person to make when he asked, his Heavenly Father to forgive him for his wrongdoing. This took place in our Fishermen Club on (date). It was a decision that was voluntarily on his part.

The Bible tells us that we confess our sins, He, Jesus is faithful and just to forgive us. Because your child has made this decision, he belongs to God's Christian family. With God's help he will grow to be a strong Christian adult.

To help him become spiritually strong, Bible reading, prayer and church attendance are very important. Should you not have a church home, we take this opportunity to invite you and your child to God's House, the friendly Foursquare Church. Our program is geared to challenge your child socially, mentally, and spiritually. Please visit with us soon.

Should you have any questions regarding your child's decision, feel free to call me at this number \_\_\_\_\_.

We are delighted to have your child as a part of our Fishermen Club.